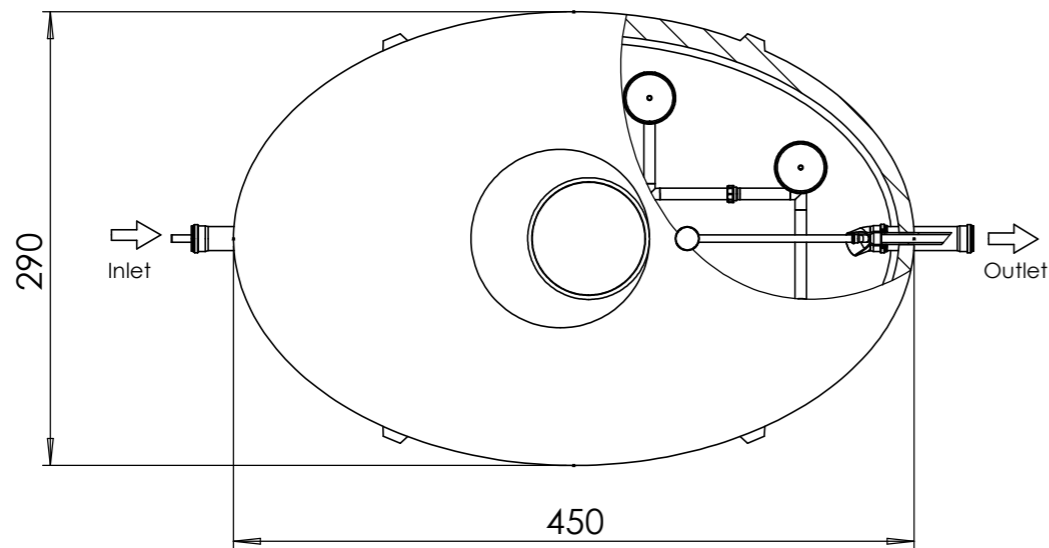
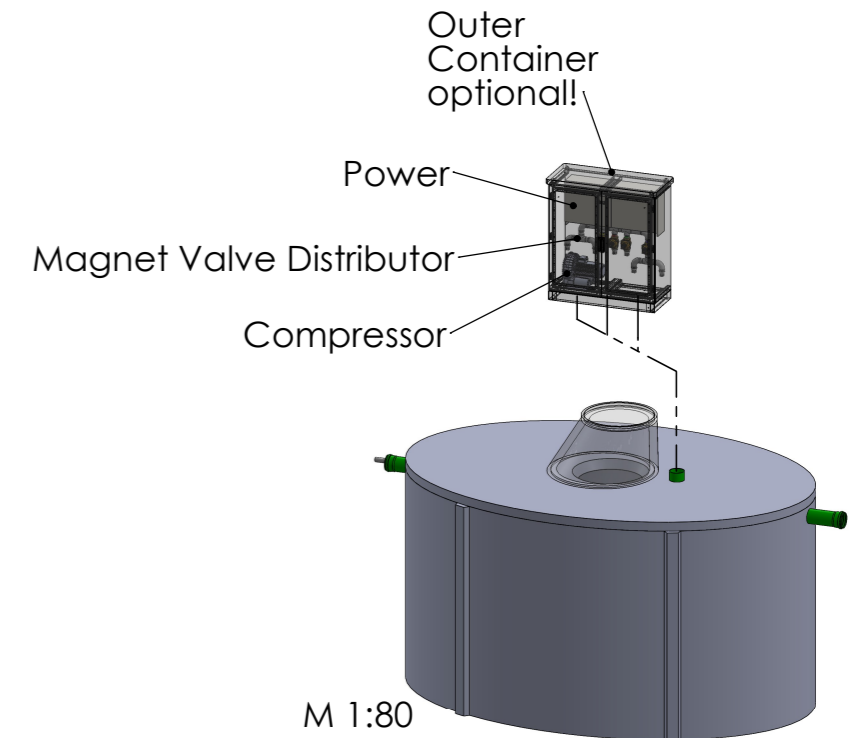
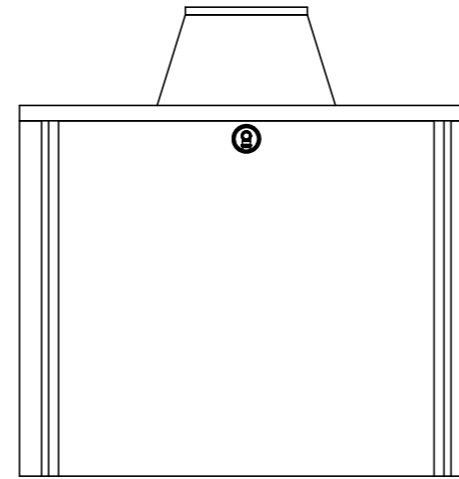
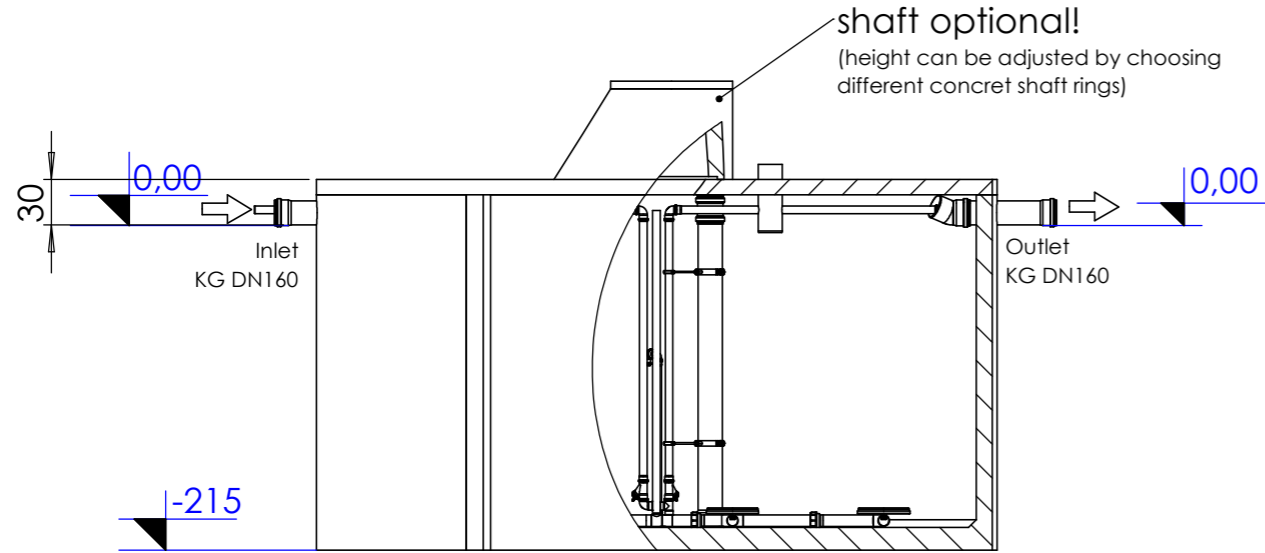


**Specification:**

**Population range:** 51 persons  
**Measures:** 450 x 290 x 245 cm(l,w,h)  
**Area Requirement:** 21m<sup>2</sup>  
**Sludge treatment:** Sludgestabilization  
**Max. organic loading:** 3,06 kg/day  
**Max. average daily flow:** 7,65 m<sup>3</sup>/day  
**Max. blower power consumption:** 1,3 KW  
**Weight (total/plug&play):** 8,98 to  
**Total capacity:** 20m<sup>3</sup>



**all measurements in cm!**

					Material
				DATE	NAME
		gez.	25.01.2023	mgr	Scale: 1:50
		gepr.			DIN A3
					Part-No.:
					Description
					QuickONE+ 51 PE
					One Chamber SBR
Rev.	Change	Date	Name	File: oBeton_QuickONE-WWTP_51pe	Page 1 / 1

This drawing is our property and may not be reproduced or made accessible to third parties without permission.